



TATA MOTORS presents
PRIMA 2825.K/TK

EXPERIENCE THE **POWER OF 6**
EXPERIENCE THE **POWER OF CHANGE**



THE POWER OF 6



1

Power of enhanced performance



2

Power of lower total cost of ownership



3

Power of comfort and convenience



4

Power of choice



5

Power of connectivity



6







Total peace of mind



New and improved Sampoorna Seva 2.0

BS6

| MODEL | TATA PRIMA 2825.K/TK |
|----------------------|---------------------------------------------------------------------------------------------------------------------------------|
| ENGINE | Cummins ISBe 6.7 L BS6 |
| MAX POWER | 186 kW @ 2 300 r/min |
| MAX TORQUE | 950 Nm @ 1 000-1700 r/min |
| CLUTCH | 430 mm Dia Single Plate Dry Friction Organic Lining |
| TRANSMISSION | Tata G1150 9speed Gearbox with crawler & one reverse |
| FRONT AXLE | Forged I beam Reverse Elliot type |
| REAR AXLE | Single reduction, Heavy Duty rear axle with Differential Lock |
| SUSPENSION | Front – Heavy Duty Semi elliptical leaf spring Rear – Heavy Duty Bogie suspension with inverted U Bolt Ultimaax (Optional) |
| FRAME | Heavy duty straight frame with Riveted/bolted cross members with double sandwich type |
| CABIN | Premium and Tough PRIMA Cabin with Tilt & Telescopic steering |
| TYRES | Prima 2825.K - 11 x 20 Nylon / Mining tyres Prima 2825.TK – 11R20 16PR Radial tyres |
| VENTILATION | Powerful AC |
| SERVICE BRAKE | New Generation Technology (NGT) brakes |
| FUEL TANK | 300 l Heavy duty Polyethylene (HDPE) Tank |
| WHEELBASE options | 3 950 mm |
| GROSS VEHICLE WEIGHT | 28 000 kg |
| BODY OPTIONS | 16 m ³ Box 14 m ³ Scoop (Hardox Body) |

| VALUE FEATURES* | BENEFITS |
|----------------------------------------------------------------------------------------------------------------------------|------------------------------------------------------------------------------------------------------------------------------------------------------------------------------------------|
|  Hill Start Assist (HSA) | Increases safety on slopes Ease of driving on gradients/ slopes |
|  3 Mode Fuel Economy Switch | Load - Terrain - Speed based Fuel Economy management |
|  Engine Brake | Supports driver & vehicle safety with efficient braking Reduces chances of fatal accident Better braking in the downhill operations Increases safety – reduces accidental costs |
|  New Generation Telematics | Advanced features for Fleet, Trip & Business Management Instant Diesel theft notification |
|  Vertical Exhaust | Dust free working sites Higher Ground Clearance Less Maintenance costs |
|  New Generation Technology (NGT) brakes | Higher braking capability for heavy duty applications Enhanced Brake Life Low chances of tyre burst due to heating Less Maintenance costs |

*On select models only



Tata 6-year / 6 000 hrs warranty*

Sampoorna khayal har kadam.

*on driveline



Tata Motors Limited

For more information, please visit our website: www.tatatrucks.tatamotors.com

You can also contact our Sales Office: Tata Motors Limited, 4th Floor, Ahura Centre, 82, Mahakali Caves Road, MIDC, Andheri (East), Mumbai - 400 093 or call toll-free no. 1800 209 7979

Terms and Conditions apply as per the policy of ITGI. Insurance available on light, intermediate and heavy commercial vehicles. CAUTIONS: Accessories shown in the pictures or else where do not constitute standard fitment. The specifications are merely indicative. Due to continuous product improvements, these specifications are liable to change without notice.