

TRUCKS AND BUSES



STYLE & COMFORT REDEFINED.

Eicher Skyline Pro Staff Buses

25 – 44 Seater



EUTECH 6

EUTECH 6

Eicher is creating a new benchmark in the Indian commercial vehicle industry, through a revolutionary BSVI solution that combines global technology with innovative support services. This solution not only makes your vehicle BSVI compliant but also ensures higher productivity of the bus and profitability of your business.



Euro VI Expertise for 6 years

VECV has been manufacturing and supplying base engines to the Volvo Group since 2013. Over 1,00,000 Euro VI base engines supplied, operating in 41 countries. First to roll out BSVI CV range in India, incorporating expertise of Euro VI technology.



Efficient EATS and engine technology

Best fluid economy: Lower fuel consumption + DEF consumption combined. Reliable EATS + engine technology tested for over 56,00,000 km. Duty cycle based SCR for high reliability & low maintenance.




Enhanced UPTIME

Eicher Uptime Centre for 24x7 support by specialists. GPS enabled service vans just a phone call away. Remote diagnostics for quick repair of BSVI vehicles.

High Performance Engine

The modernized Eicher 494 engine platform has a dynamic performance that is well suited for any application. The engine has proven technology that delivers optimized torque for an exhilarating ride without compromising the engine efficiency ensuring best-in-class fuel efficiency. The versatile engine platform has been updated with new EMS for better serviceability.



FUEL EFFICIENT E494 ENGINE: 4 CYLINDER, 4 VALVE, 3.8 LITRES CRS ENGINE



The new **SKYLINE^{PRO}** is the premium range of Eicher Staff Buses built on the reliable 3000 series platform. Powered with the new E494 engine the Eicher Skyline Pro Range of Staff buses delivers 160 hp power with best-in-class fuel efficiency. Fully built AC coach, pushback seats, varied seating configurations, LED lit hat-track and pasted tinted glass windows give a definite edge to our Pro range of buses. In Eicher Skyline Pro, we have a bus for every seating capacity and need suiting the business requirements of all its stakeholders.



Confident Styling.

Confident and bold stance, integrated headlamps and a fresh look is what makes the Eicher Skyline Pro's presence on the road inimitable. Modern style coupled with the utilitarian features of our Skyline Pro bus make it the favorite for all our stakeholders be it transporters, drivers or staff aggregators.



New Fascia with Integrated Head Lamps



Plush Pushback Seats

Comfortable Journey.

Individual AC vents, wider body and gangway, pushback seats are some of the many comfortable features in the premium range of Eicher Skyline Pro. Carefully crafted bus body design ensures a best-in-class finish to stay ahead of the competition through Skyline Pro.

New Large Windscreen



Wider Air Dam for Better Cooling



Aesthetically Designed Front Openable Panel



Parabolic Suspension



2590 mm Wide Bus Body Option




Factory Built AC Coach



Dynamic & Refined Aggregates.

The upgraded Eutech6 E494 engine comes with higher power of 160 hp and uncompromised fuel efficiency. Reliability is at the core of each and every thoughtfully designed aggregate to give it the most refined and reliable experience to our customers.



Improved Engine Power



Intelligent Driver Information System

New Form of Intelligence.

Moving ahead with times Eicher Skyline Pro is equipped with the latest next generation features to ensure comfortable driving experience and best-in-class fuel efficiency. Intelligent driving is at the core of our Pro series of buses to ensure profitability and performance for our stakeholders.

Modular Hatrack




Anti Roll Bar for Improved Drivability




Stronger Domex Chassis with Increased Strength



Mbooster+




Cruise Control



Eicher Live





We manufacture buses with high level of precision by using advanced technology like panel fitments, inverter based welding, shower testing, robotic painting and pneumatic grippers in our modern bus plant to deliver superior build quality.



Structure using Jigs & Fixtures



Robotic Painting



Cabin Drop



Glass Fixture

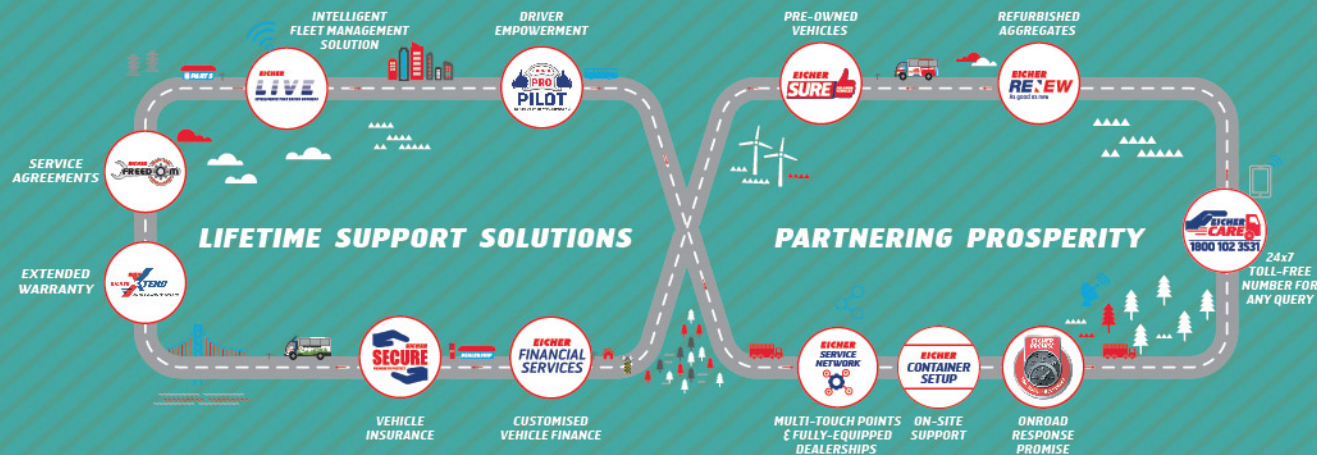


Ultra-Modern Facility



Shower Testing

Lifetime Support Solutions.



With our Lifetime Support Solutions, we ensure a seamless and hassle-free experience from the time you consider buying an Eicher vehicle to the time you think of selling it. Our continuously improving and holistic services will ensure higher uptime and productivity for your BSVI vehicles.

*Pro-Pilot, Eicher Sure and Eicher Container set-up is not available for Eicher Bus range



Eicher has taken a step towards achieving Superior Uptime with a responsive attitude, that will set us apart and create a differentiated experience for our customers. With our new Uptime Center and Uptime Certified Workshops, we are now geared up with a proactive support system for diagnostic assistance with advanced diagnostic tools.



At Uptime Certified Workshops only
*T&C Apply

| Model Name | Pro 3009 H-NAC | Pro 3009 H-AC | Pro 3010 L-NAC | Pro 3010 L-AC |
|-----------------------------|--|--|--|--|
| Seating capacity | 35+1+D HHR 31+1+D PB 2X2 24+1+D PB 2X1 | 35+1+D HHR 31+1+D PB 2X2 24+1+D PB 2X1 | 43+1+D HHR 39+1+D PB 2X2 30+1+D PB 2X1 | 43+1+D HHR 39+1+D PB 2X2 30+1+D PB 2X1 |
| Wheelbase (mm) | 4320 | | 5260 | |
| Overall length (mm) | 8957 | | 10439 | |
| Overall width (mm) | 2350 | | | |
| Overall height (mm) | 2993 | 3145 | 2993 | 3145 |
| Ground clearance (mm) | 165 | | | |
| Front overhang (mm) | 2045 | | | |
| Rear overhang (mm) | 2592 | | 3134 | |
| Turning circle diameter (m) | 15.2 | | 18.5 | |
| Engine make | E494 | | | |
| Displacement (cc) | 3770 | | | |
| Power | 160 hp (120kW) @ 2600 rpm | | | |
| Torque | 500 Nm @ 1200-1800 rpm | | | |
| Clutch (mm) | 330 | | | |
| Transmission make | ET40S6 | | | |
| Transmission type | Synchromesh 6-Speed +1 Rev | | | |
| GVW (Tonnes) | 9.8 | | 10.6 | |
| Chassis type | Domex 650 | | | |
| Chassis dimension (mm) | 210x76x6 | | | |
| Fuel tank capacity (l) | 100 | | 160 | |
| Brakes | Dual circuit 'S' cam full air brakes | | | |
| Tyres | 235 / 75 R17.5-14PR Tubeless | | | |
| Suspension | Parabolic | | | |
| Steering | Power steering | | | |
| Battery | 12 V 130 Ah | 2x12 V 130 Ah | 12 V 130 Ah | 2x12 V 130 Ah |
| Alternator | 110 A | 2x120 A | 110 A | 2x120 A |
| Flooring | Vinyl | | | |
| HDPE DEF tank capacity (l) | 25 | | | |
| Air conditioning | NA | Options available | NA | Options available |

*AC : Air-conditioned, NAC : Non Air-conditioned, PB : Pushback



VE COMMERCIAL VEHICLES
A VOLVO GROUP AND EICHER MOTORS JOINT VENTURE
eichertrucksandbuses.com, Eicher Care: 1800 102 3531

VE COMMERCIAL VEHICLES LTD.
Registered Address – 3rd Floor Select Citywalk,
A - 3 District Centre, Saket, New Delhi 110 107, India.
CIN – U74900DL2008PLC175032

CORPORATE ADDRESS
Eicher Trucks & Buses
#96, Sector – 32, Gurgaon
122001, Haryana, India.



Model name : Skyline Pro 3009 H
Seating capacity : 35+1+D HHR



Model name : Skyline Pro 3010 L
Seating capacity : 43+1+D HHR

Caution: *Do not weld or drill on chassis frame. *Accessories and features shown in pictures or elsewhere may not constitute standard fitment. *Weight mentioned is for standard configuration with standard body sizes and will change due to optional fitments. *As a result of continuous research and innovation carried out, specifications are merely indicative and are subject to change without notice.