

TRUCKS AND BUSES



WIDER, STYLISH AND COMFORTABLE

Eicher Skyline Pro 3011 Bus

40 - 55 Seater



EUTECH 6

EUTECH 6

Eicher is creating a new benchmark in the Indian commercial vehicle industry, through a revolutionary BSVI solution that combines global technology with innovative support services. This solution not only makes your vehicle BSVI compliant but also ensures higher productivity of the bus and profitability of your business.



Euro VI Expertise for 6 years

VECV has been manufacturing and supplying base engines to the Volvo Group since 2013.
Over 1,00,000 Euro VI base engines supplied, operating in 41 countries.
First to roll out BSVI CV range in India, incorporating expertise of Euro VI technology.



Efficient EATS and engine technology

Best fluid economy: Lower fuel consumption + DEF consumption combined.
Reliable EATS + engine technology tested for over 56,00,000 km.
Duty cycle based SCR for high reliability & low maintenance.




Enhanced UPTIME

Eicher Uptime Centre for 24x7 support by specialists.
GPS enabled service vans just a phone call away.
Remote diagnostics for quick repair of BSVI vehicles.

High Performance Engine

The All New Eicher Skyline Pro 3011 is driven by state-of-the-art E494 engine which provides powerful performance of 160hp. The BSVI engine is highly fuel efficient and has a low maintenance cost leading to higher profitability.



FUEL EFFICIENT E494 ENGINE : 4 CYLINDER, 4 VALVE, 3.8 LITRE CRS ENGINE



The new **SKYLINE^{PRO}** 3011 is designed to provide class leading width for better comfort and dynamic seating options. The premium 3011 bus is built on the reliable 3000 series platform. It offers a wider bus body that improves interior ambient space, wide gangway and large comfortable seats. LED lit modular hat-rack, plush pushback seats and pasted tinted glass windows give a definite edge and new level of comfort to our widest Skyline Pro.



Confident Styling

Confident and bold stance, Integrated headlamps and a fresh new look is what makes the Eicher Skyline Pro 3011's presence on the road distinctive. Modern style coupled with the utilitarian features of the Skyline Pro 3011 make it the favorite for all the stakeholders be it transporters, drivers or staff aggregators.



Integrated Head Lamps

2590 mm Wide Bus Body



Wide Front Air Dam



Large Windscreen



Comfortable Interior

Big on Comfort

AC vents for individual row, more shoulder room, plush pushback seats and grease free & silent parabolic suspension are some of the many comfort features in the premium Skyline Pro 3011. Precision built wide bus body ensures more number of seats for the best operational performance.

Premium Pushback Seats



Parabolic Suspension




Factory Built AC variants



Dynamic and Refined Aggregates

The upgraded EUTECH6 E494 Engine comes with higher power of 160 hp and uncompromised fuel efficiency. Reliability is at the core of each and every thoughtfully designed aggregate to deliver the most refined and reliable experience.



Improved Engine Power




Intelligent Instrument Cluster


New form of Intelligence

Moving ahead with the times Eicher Skyline Pro 3011 is equipped with the latest next generation features to ensure a comfortable driving experience and best-in-class fuel efficiency. Intelligent driving is at the core of the Pro series of buses to ensure profitability and performance for the stakeholders.


6-Speed Overdrive Gearbox



Anti-roll Bar



Strong Domex® Chassis



Mbooster+ & Fuel Coaching



Superior Powertrain

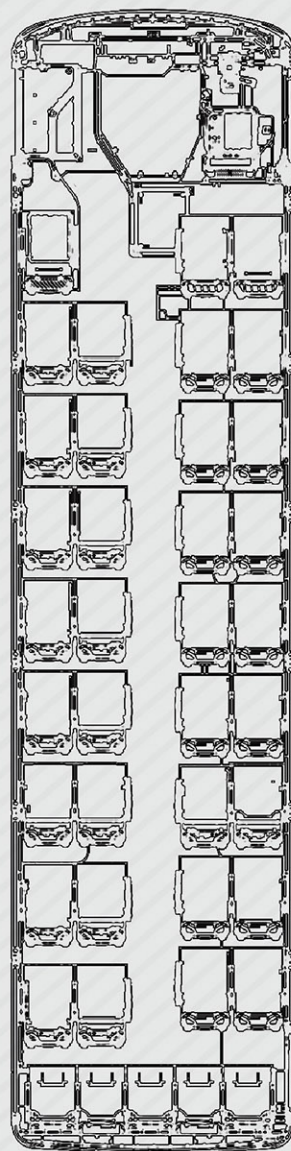


Cruise Control




Model Name	Pro 3011 L	
Seating capacity	51+D (3x2) DD	55+D (3X2) SD 40+D (2x2) PB SD
Wheelbase (mm)	5260	5260
Overall length (mm)	10403	
Overall width (mm)	2590	
Overall height (mm)	3056	3170
Ground clearance (mm)	165	
Front overhang (mm)	2009	
Rear overhang (mm)	3134	
Turning circle diameter (m)	18.5	
Engine make	E494	
Displacement (cc)	3770	
Power	160 hp (120KW) @ 2600 rpm AC/ NAC	
Torque	500 Nm @ 1200-1800 rpm AC/NAC	
Clutch (mm)	330	
Transmission make	ET40S6	
Transmission type	Synchromesh (6-speed+1Rev)	
GVW (Tonnes)	11.8	
Chassis type	Domex® 650	
Chassis dimension (mm)	210x76x6	
Fuel Tank Capacity (l)	160	
Brakes	Dual Circuit 'S' Cam Full Air brakes	
Tyres	235/75 R17.5 - 14PR	
Suspension	Front: Parabolic with ARB Rear: Parabolic	
Steering	Power Steering	
Battery	12V, 130 Ah NAC	2x12 V 130 Ah AC
Alternator	110 A NAC	2x120 A AC
Flooring	Silicon embedded Vinyl	
DEF tank capacity (l)	27	

SD: Single door; DD: Double door, AC & NAC: Air-conditioned and Non Air-conditioned, ARB: anti-roll bar



Model name : Skyline PRO 3011 L
Wheelbase : 5260 mm
Seating Capacity: 40+D (3x2) PB Seats



Model name : Skyline PRO 3011 L (DD)
Wheelbase : 5260 mm
Seating Capacity: 51+D (3x2) STD Seats



Model name : Skyline PRO 3011 L (SD)
Wheelbase : 5260 mm
Seating Capacity: 55+D (3x2) STD Seats




VE COMMERCIAL VEHICLES
A VOLVO GROUP AND EICHER MOTORS JOINT VENTURE
eichertrucksandbuses.com, Eicher Care- 1800 102 3531

VE COMMERCIAL VEHICLES LTD.
Registered Address – 3rd Floor Select Citywalk,
A -3 District Centre, Saket, New Delhi 110017, India
CIN – U74900DL2008PLC175032

CORPORATE ADDRESS
Eicher Trucks & Buses
#96, Sector-32,
Gurgaon 122001, Haryana, India

Caution: *Do not weld or drill on chassis frame. *Accessories and features shown in pictures or elsewhere may not constitute standard fitment. *Weight mentioned is for standard configuration with standard body sizes and will change due to optional fitments. *As a result of continuous research and innovation carried out, specifications are merely indicative and are subject to change without notice.



We manufacture buses with high level of precision using advanced technology like panel fitments, inverter-based welding, shower testing, robotic painting and pneumatic grippers in our modern bus plant to deliver superior built quality.



Structure using Jigs & Fixtures



Robotic Painting



Cabin Drop



Glass Fixture

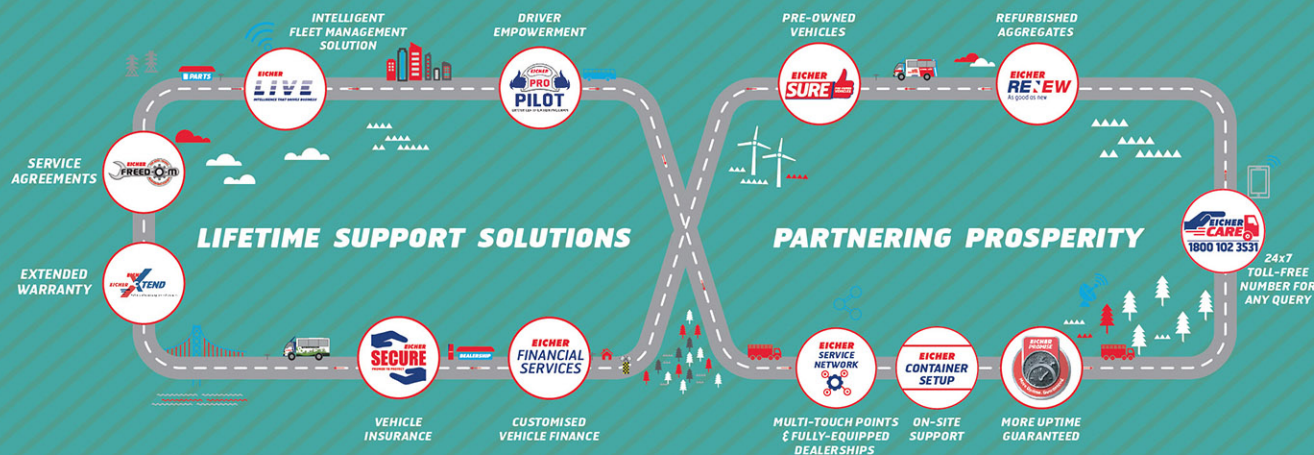


Ultra-Modern Facility



Shower Testing

Lifetime Support Solutions.



With our Lifetime Support Solutions, we ensure a seamless and hassle-free experience from the time you consider buying an Eicher vehicle to the time you think of selling it. Our holistic and continuously improving services will also ensure higher uptime and productivity for your BSVI vehicles.

*Pro Pilot, Eicher Sure and Eicher Container setup is not available for Eicher Bus range.



Eicher has taken a step towards achieving Superior Uptime with a responsive attitude, that will set us apart and create a differentiated experience for our customers. With our new Uptime Center and Uptime Certified Workshops, we are now geared up with a proactive support system for diagnostic assistance with advanced diagnostic tools.



At Uptime Certified Workshops only
*T&C Apply