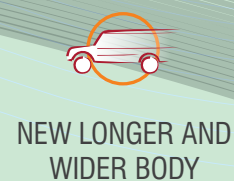
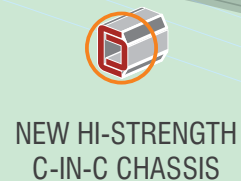


The All New  
**TRAX**  
**TOOFAN**




# The All New TRAX TOOFAN

## NEXT GENERATION MODULAR UTILITY VEHICLE PLATFORM

The **TRAX** Cruiser, India's popular people mover gets a total makeover. It now comes with a new more powerful Common Rail Engine, a new high strength C-in-C steel chassis, a new modern and more spacious body with new premium interiors. This new platform has been developed keeping in mind all aspects of convenience, safety ergonomics, drivability and passenger environment.



New front fascia, new headlamps, new bumpers with integrated fog lamps.



New, stronger C-in-C type chassis with greater torsional rigidity.



New more powerful Mercedes derived common rail diesel engine.



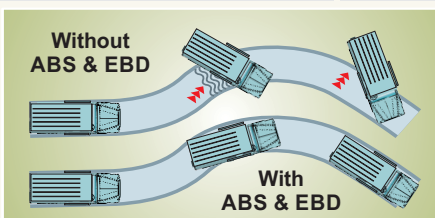
New longer, wider, pressed panel steel body with concealed door hinges.



New interiors, new seats, new dashboard, new instrument cluster.



Ample leg room and luggage space



### ABS with EBD

The Trax is now available with Anti-Lock braking System (ABS) with Electronic Brake-force Distribution (EBD) for best in class safety. The ABS prevents wheels from locking when braking on a slippery or winding road. The EBD ensures brake force distribution taking into account the load on each of the wheels and helps to shorten the stopping distance.



## TECHNICAL SPECIFICATIONS

<b>ENGINE</b>	:	Anti roll bar	: Yes
Model	: FM2.6CR CD, BS VI	Shock absorbers	: Hydraulic telescopic double acting both at front & rear
Type	: 4 Cyl, Common Rail DI TCIC	<b>BRAKE</b>	:
Displacement	: 2596	Service brake	: Dual circuit, hydraulic, vacuum assisted with auto wear adjuster
Max. Engine output	: 67kW (90 hp) @ 3200 rpm	Auto Slack Adjuster	: Yes
Max. Torque	: 250 Nm @ 1400-2400 rpm	ABS	: Yes
<b>GEAR BOX</b>	:	Front	: Disc
Type	: Manual, Gear lock Synchronesh on forward gears	Rear	: Drum
No. of gears	: 5 Forward, 1 reverse	Parking brake	: Mechanical acting on rear wheels
<b>AXLES</b>	:	<b>WHEELS &amp; TYRES</b>	:
Front	: Independent	Tyre type	: Radial with tube
Rear	: Live rigid	Tyre Size	: 215/75 R15 LT
<b>STEERING</b>	:	<b>FUEL TANK</b>	:
Type / Description	: Power assisted Hydraulic Rack & Pinion	Capacity (l)	: 63.5
<b>FRAME</b>	:	<b>DIMENSIONS (mm)</b>	:
Long member size	: Rectangular, C in C type chassis section	Wheel base	: 3050
<b>SUSPENSION</b>	:	Overall width	: 1818
Type / Description	: Front - Independent type, double wishbone	Overall length	: 5120
Rear	: Leaf spring	Overall height	: 2027
<b>SPRING</b>	:	Min. Ground clearance	: 160
Front	: Torsion bar	<b>WEIGHTS (Kg)</b>	:
Rear	: Parabolic leaf spring	Maximum GVW	: 3140
		<b>SEAT OPTION</b>	:
		Seating capacity	: 11+D

## FORCE MOTORS LIMITED

CIN L34102PN1958PLC011172

Mumbai - Pune Road, Akurdi, Pune 411 035. INDIA

www.forcemotors.com | Toll Free: 1800 2335 000

**NOTE** : On account of continuous Research and Development, specifications are subject to change. The data included herein is to be regarded as approximate. Accessories shown may not necessarily be part of standard equipment.



Authorised Dealer :