

# TRAVELLER MONOBUS

SCHOLAR



Lighter & Stronger Monocoque body contributes to Phenomenal mileage, Total safety and Excellent ride comfort

Parabolic suspension for excellent ride quality

FM2.6CR ED Mercedes derived, highly powerful and fuel efficient engine

Synchromesh G35/5 Gearbox for effortless gear shifting

All wheel Hydraulic Disc brakes with Uni-booster for sure stop braking with least stopping distance

Wide body interior with 3x3\* seating arrangement. Full standing height, wide aisle and ample leg space



COMPLIES WITH LATEST SAFETY NORMS | EXCELLENT MILEAGE  
OUTSTANDING PERFORMANCE | UNMATCHED COMFORT



### SALIENT FEATURES




Low foot step and Hand Rail for easy entry & exit



Grab Handles, Stanchion Bar & Chin Guard for safety



Convenient under seat storage



Driver partition provided



Thoughtfully placed Bar railing for additional safety



Easy access, Emergency Door Options



First-Aid, Fire extinguisher & FDSS in case of emergency

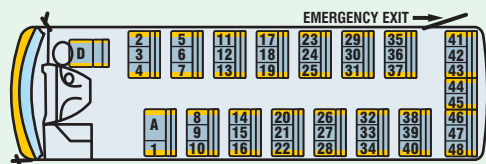


Smart Dashboard & large internal rear view mirror

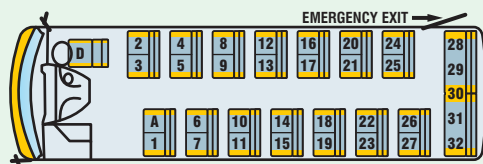


**The CBT\* (Child-Bus Tracker) Advantage!**

The 'CBT' feature ensures total safety of the child & gives details of the bus location.



48" + A + D



32" + A + D

### TECHNICAL SPECIFICATIONS

#### ENGINE

Model	: FM2.6CR ED BS-VI
Type	: 4 Cyl. Common Rail, DI, TCIC
Displacement	: 2596 cc
Max. Engine output	: 85Kw(115 hp) @ 2950 rpm
Max. Torque	: 350Nm @ 1400 - 2200 rpm

#### GEAR BOX

Type	: G35/5, Manual, full synchromesh, cable shift
No. of gears	: 5 Forward + 1 Reverse

#### AXLE

Front	: Dead Rigid, I-Beam & Reverse Elliot
Rear	: Salisbury

#### STEERING

	: Power Steering
--	------------------

#### BODY

	: Monocoque Construction
--	--------------------------

#### SUSPENSION

Type / Description	: Leaf Spring
Front & Rear	: Parabolic
Anti roll bar	: Front & Rear - Yes
Shock absorbers	: Hydraulic telescopic double acting at front & rear

#### BRAKE

Service brake	: Dual circuit, Hydraulic assisted (Unibooster) ABS with EBD
Auto Slack Adjuster	: Yes
ABS	: Yes
Front & Rear	: Disc
Parking brake	: Mechanical acting on Transmission

#### WHEELS & TYRES

Tyre type	: Radial T ubeless
Tyre Size	: 225 / 75 R 17.5

Fuel tank	: 120 ltrs
-----------	------------

#### DIMENSIONS (MM)

Wheel base	: 4020
Overall width	: 2400
Overall length	: 8430
Overall height	: 2910

Min. Ground clearance:	: 185
------------------------	-------

#### WEIGHTS (KG)

Maximum GVW	: 7670
-------------	--------

<b>SEATING CAPACITY</b>	: 32 <sup>^</sup> + A + D 48 <sup>#</sup> + A + D
-------------------------	--

Turning Radius	: 7.0 m
----------------	---------

\* Optional # Children < 12 yrs ^ Adults

## FORCE MOTORS LIMITED

CIN L34102PN1958PLC011172

Mumbai - Pune Road, Akurdi, Pune 411 035. INDIA

www.forcemotors.com | Toll Free: 1800 2335 000

**NOTE** : On account of continuous Research and Development, specifications are subject to change. The data included herein is to be regarded as approximate. Accessories shown may not necessarily be part of standard equipment.



Authorised Dealer :